

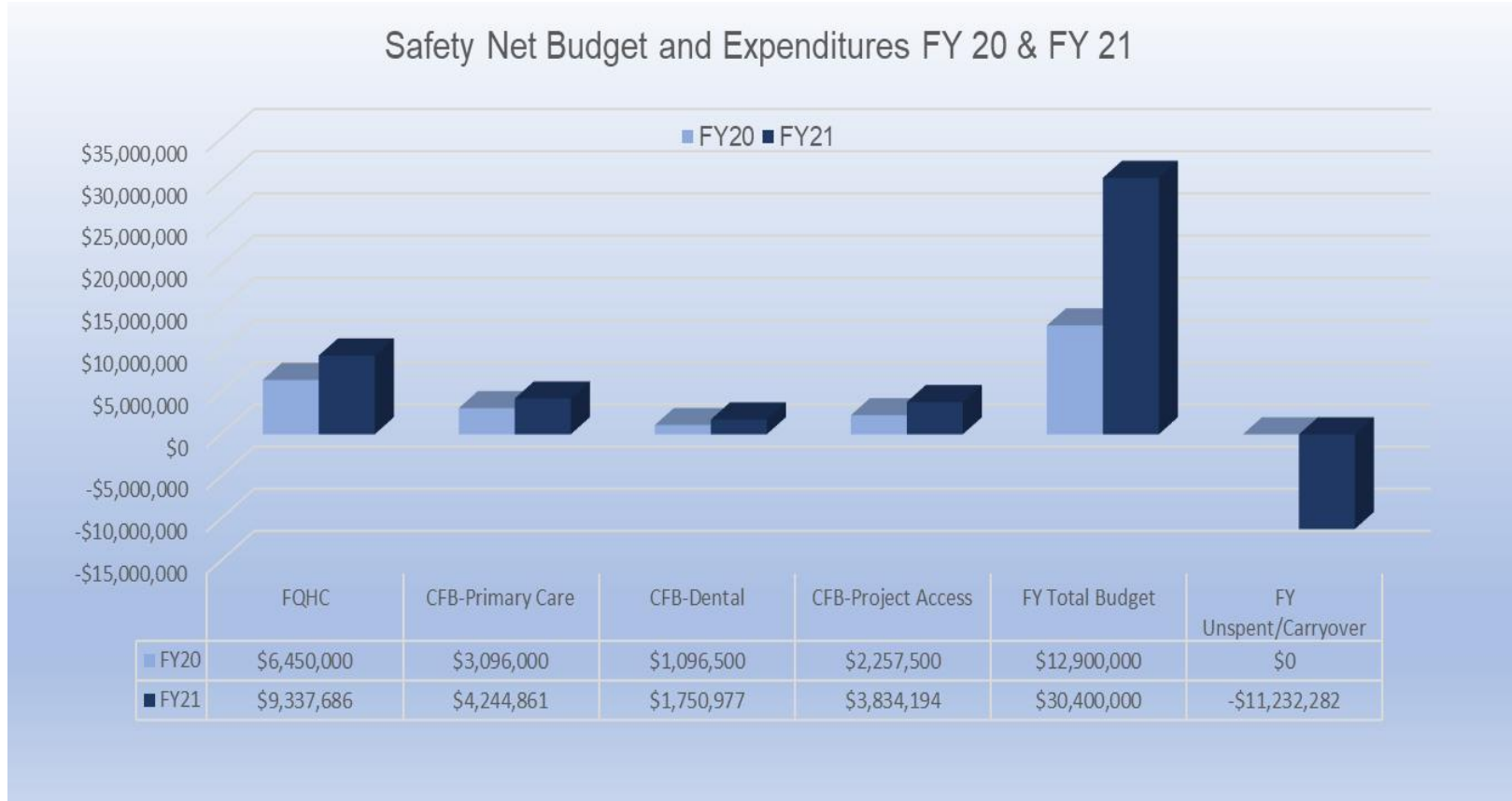
# TCCN Annual Safety Net Report

FY20 and FY21 Clinic Level Comparison  
October 2021

## FY 20 and FY21 Comparative Considerations

- In FY20 due to the COVID pandemic, CFB clinics were advanced a Q3 payment based on the prior Q2 encounters and the FQHC payments were based upon an average of Q1 and Q2. Actual Q3 encounters were reported along with the Q4 report. The Q4 payments were based upon the reconciled Q3 encounters plus the Q4 encounters. Also, there was extra funding added to the Q4 payments
- In FY21 the definition of an encounter changed for Dental counting *extractions and cleanings in FY20 to a day of service* regardless of number of procedures. Also, a formulary was used and allowed more types of procedures in FY21. In addition, 11 new Dental providers were added in Q3FY21.
- FY21 The payment methodology was changed also. Project Access was separated from the CFB bucket, and FQHCs were added into what is known as Primary Care Plus which includes Primary Care Medical, Dental and FQHCs. The payment for each clinic was based upon the percentage of the budget amount arrived by clinic encounters being divided by the total of all Primary Care Plus clinics.
- FY21 Q1 payments were mistakenly high due to error in payment computation, which resulted in subsequent quarters to be adjusted accordingly by dividing by the remaining balance into Q2, Q3. And Q4.
- In FY21 Project Access payments were changed from being determined by encounters to submitting a budget by each Project Access Program from which they invoiced quarterly for payment.
- In FY21 Primary Care, Dental and Project Access New providers were contracted, and began reporting in Q3 which had an impact on Q3 FY21 payments for Primary Care Plus providers.
- The following pages compare FY20 and FY21 clinic encounters and payments by quarter, in addition to payments sorted from highest to lowest payment at clinic level.

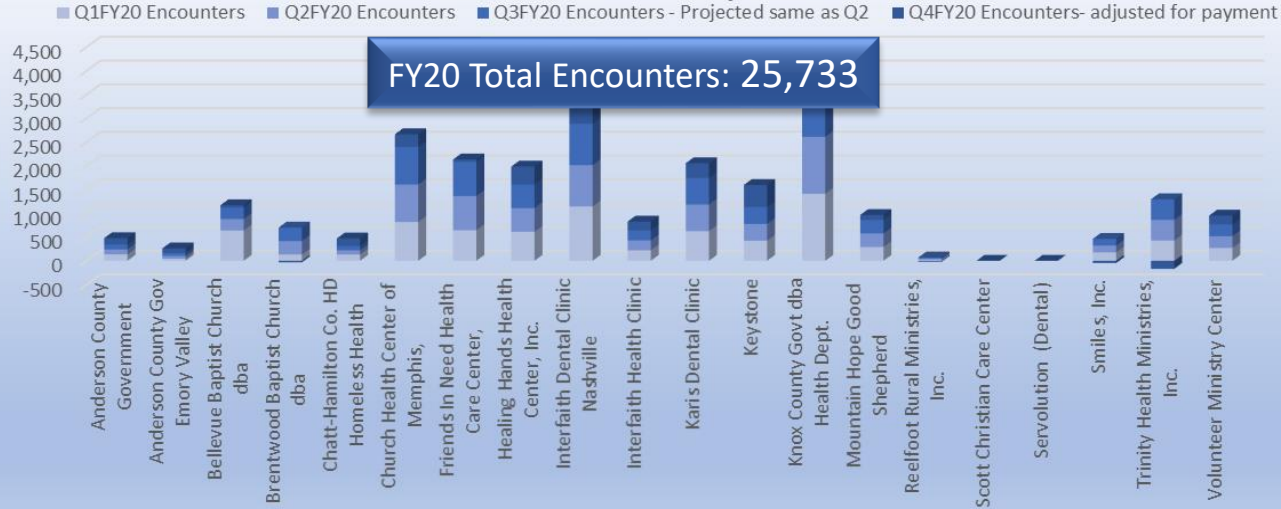
# FY20 & FY21 Safety Net Budget and Expenditures



- FY20 - FQHC was allocated 50% of total budget: CFB was allocated 50% with .48 to CFB-PC, .17 to Dental, and .32 to PA.
- FY21 – PA (\$6,057,500) projects had individual budgets. Primary Care Plus funding (15,324,808) included CFB PC, Dental, FQHC with each receiving a percentage of total Primary Care funding total vs allocated amounts as in FY20. The FY21 \$9M unspent was earmarked incentive funding.

# Dental FY20 & FY21 Clinic Encounters by Quarter

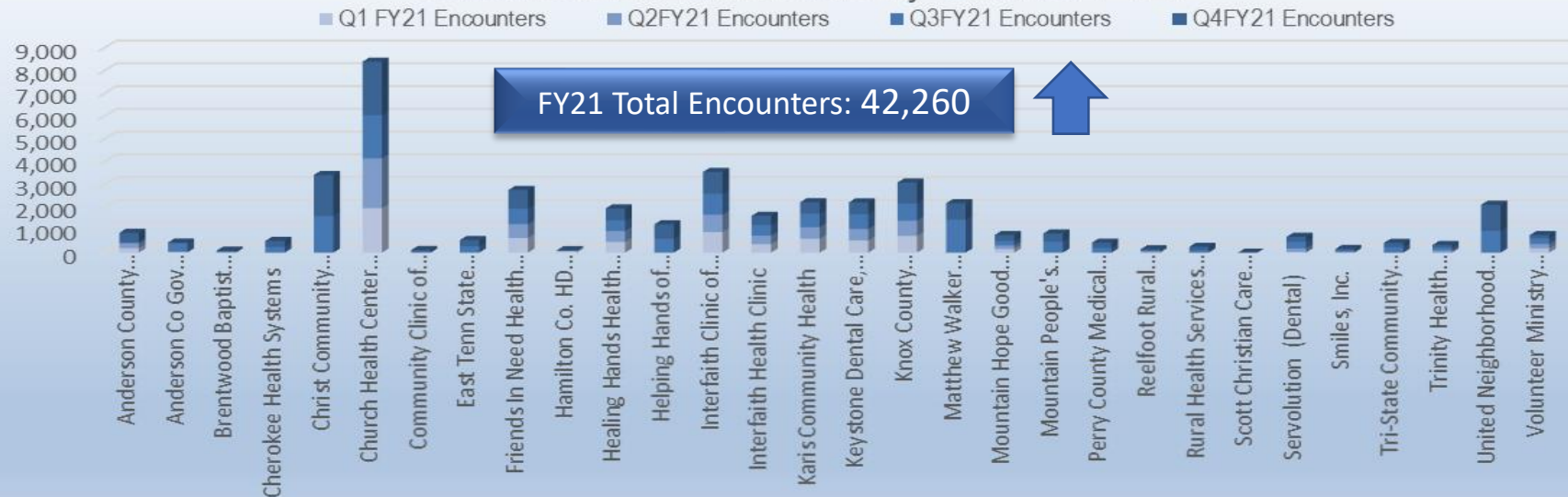
## Dental Clinic Encounters by Quarter FY20



### FY21 Changes

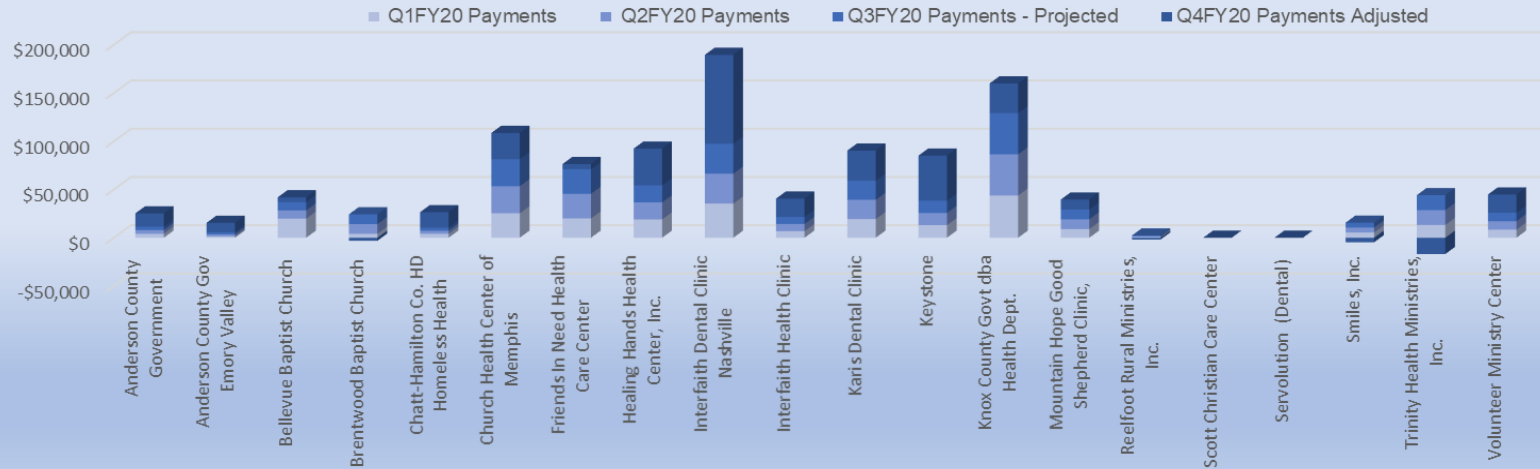
An encounter definition was changed from FY20 (extractions and cleanings only) to **Day of Service** and allowed more categories of dental procedures in FY21. Also, **11 new dental providers** began in Q3FY21

## Dental Clinic Encounters by Quarter FY21



# Dental FY20 & FY21 Clinic Payment by Quarter

## Dental Clinic FY20 Payments by Quarter

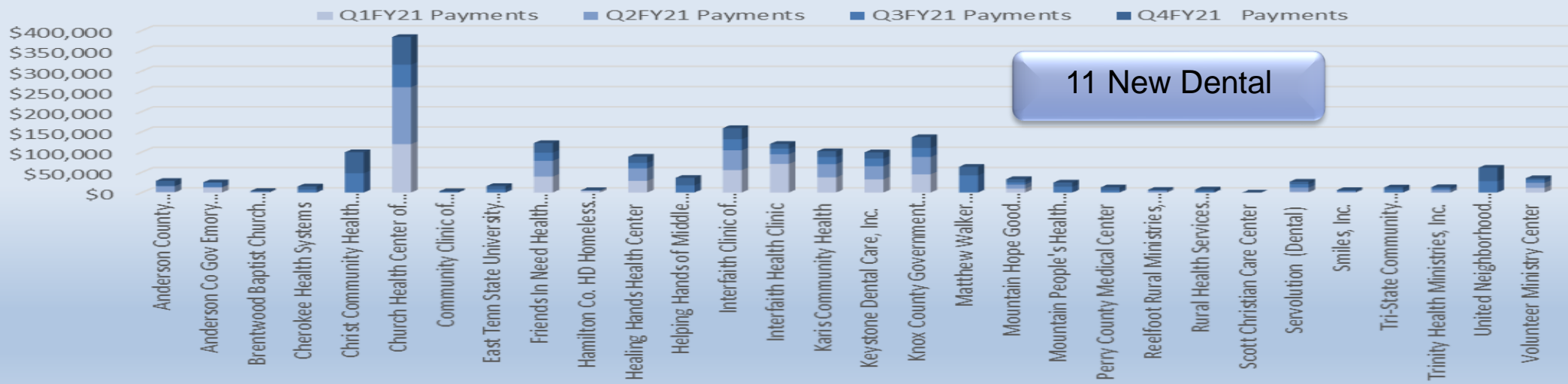


FY20 Total All Clinics Payment: \$1,096,501  
Average Per Encounter Payment: \$42.61

FY21 Total All Clinics Payment: \$ 1,750,977  
Average Per Encounter Payment: \$ 41.43



## Dental Clinic Payments by Quarter FY21

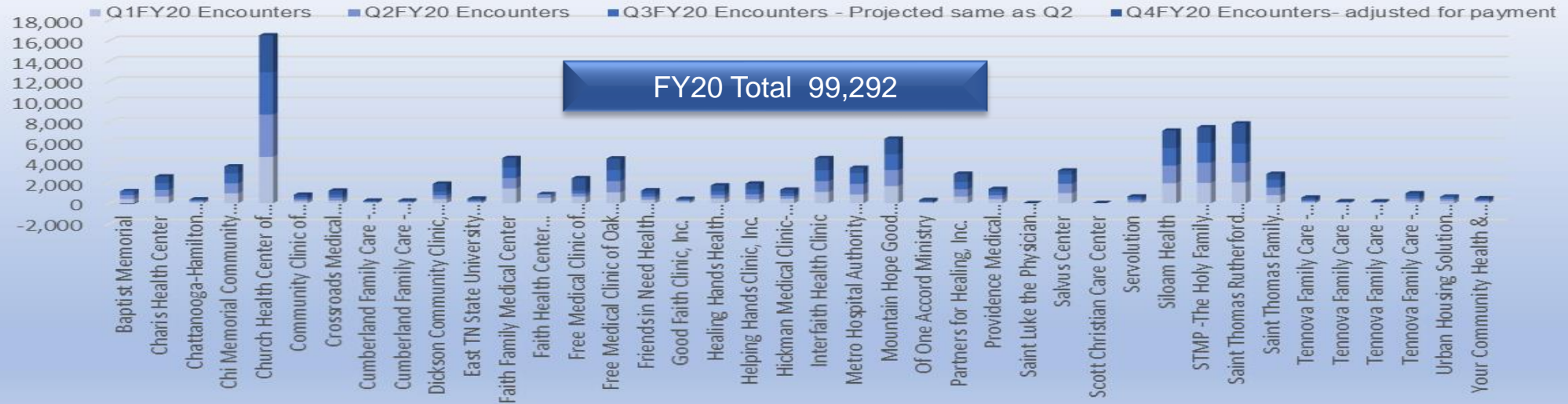


11 New Dental

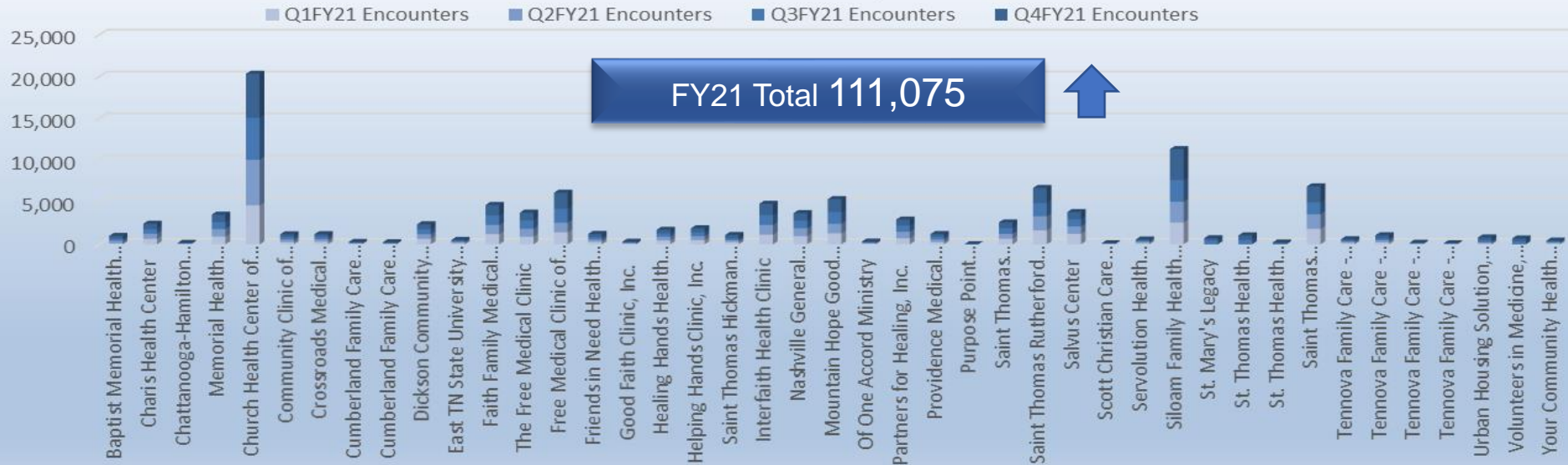
Funding methodology changed in FY21 to **Primary Care Plus** which included FQHC, CFB, and Dental. Primary Care Plus FY21 budget was \$15,342,500.

# Community and Faith-Based FY20 & FY21 Clinic Encounters by Quarter

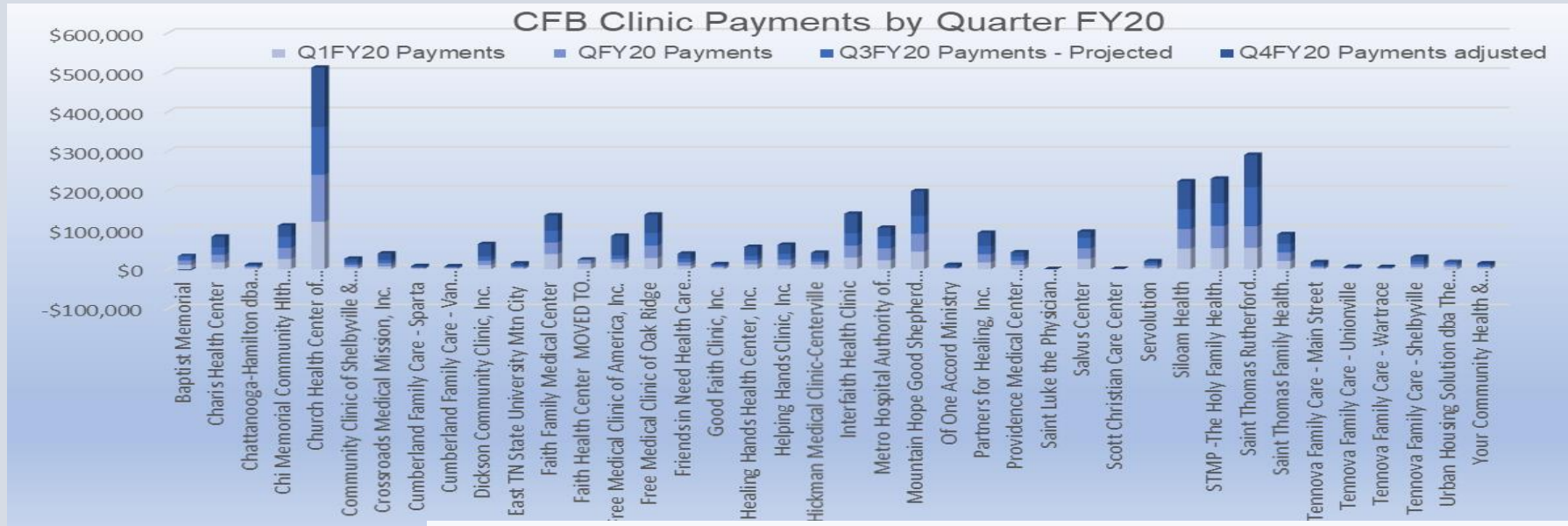
## CFB Clinic Encounters by Quarter FY20



## CFB Clinic Encounters by Quarter FY21



# Community and Faith-Based FY20 & FY21 Clinic Payment by Quarter

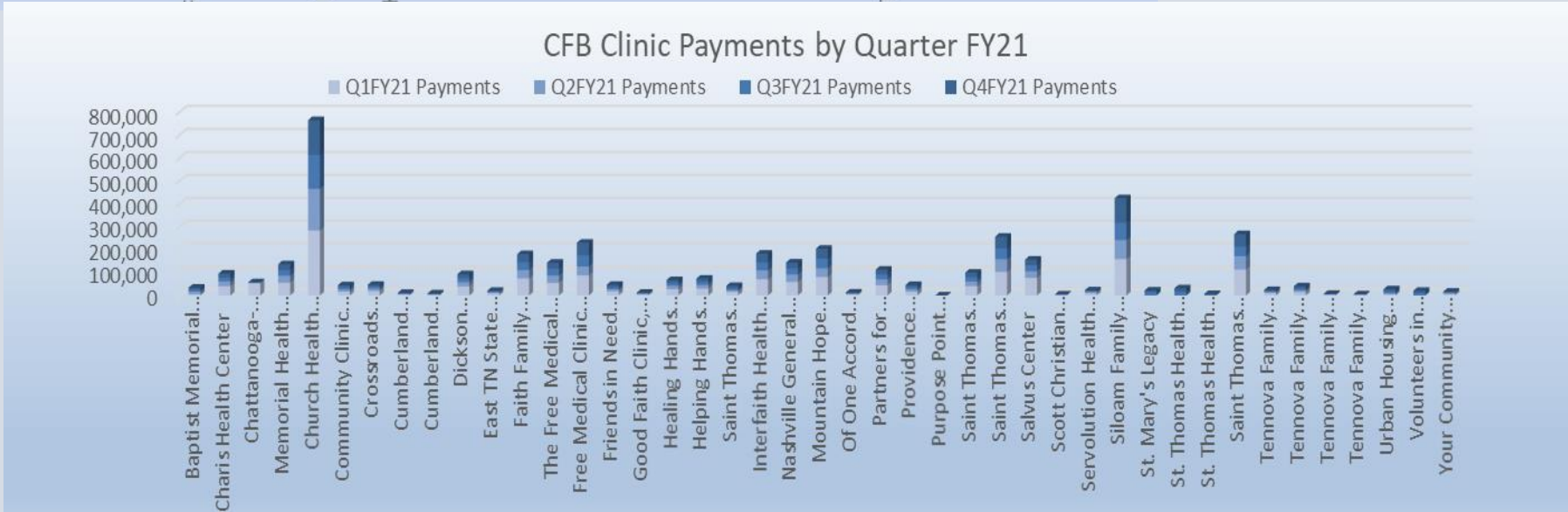


FY20 Total  
\$3,096,000

Average per  
Encounter  
\$31.18

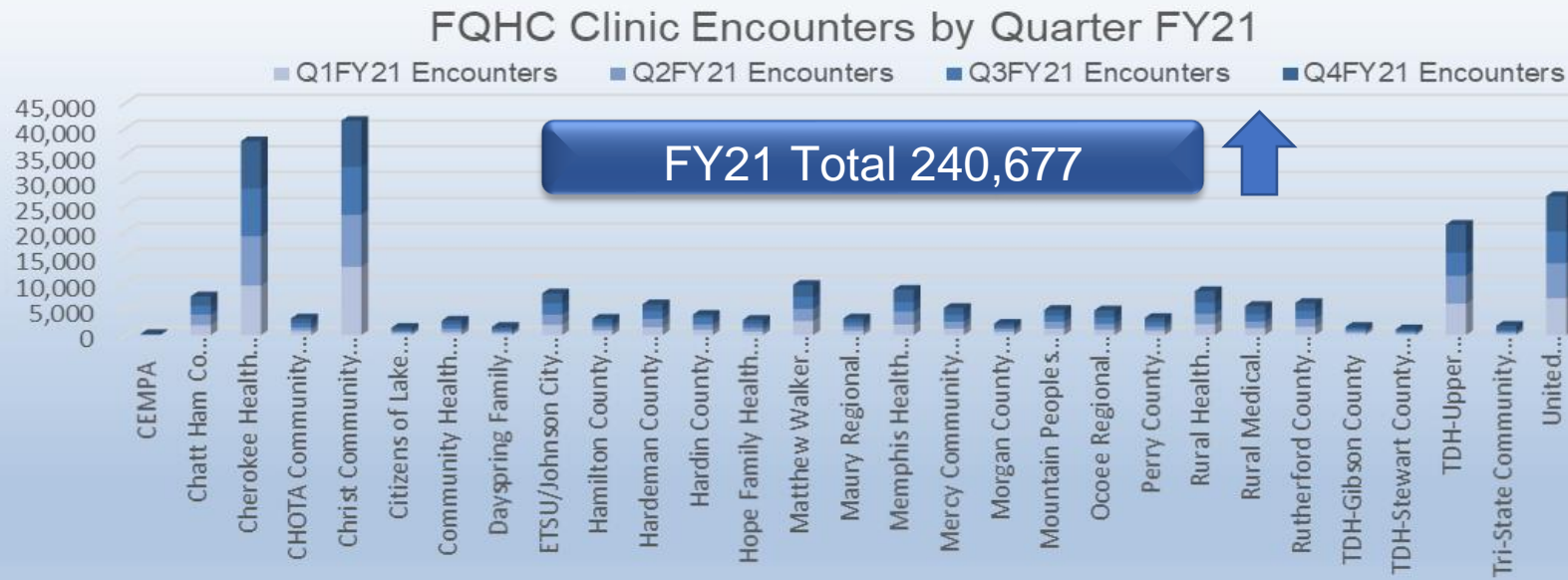
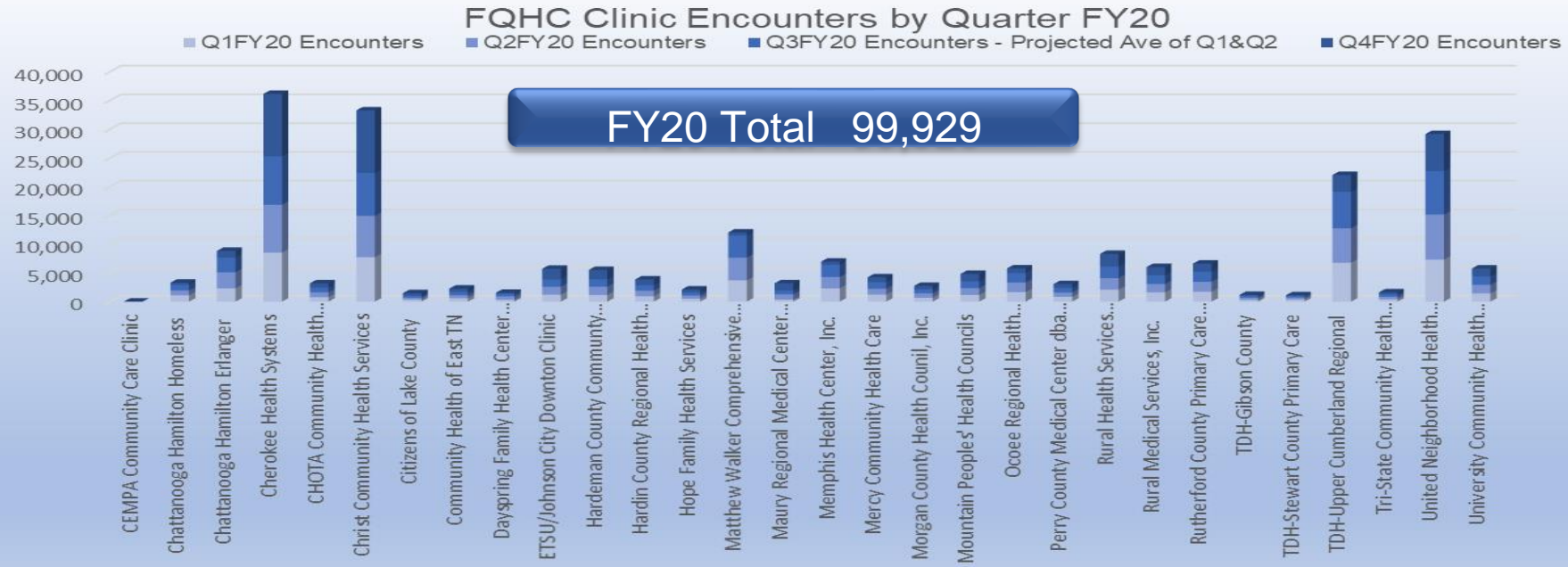
FY21 Total  
\$4,244,861

Average per  
Encounter  
\$38.81



Funding methodology changed in FY21 to **Primary Care Plus** which included FQHC, CFB, and Dental.  
Primary Care Plus FY21 budget was \$15,342,500.

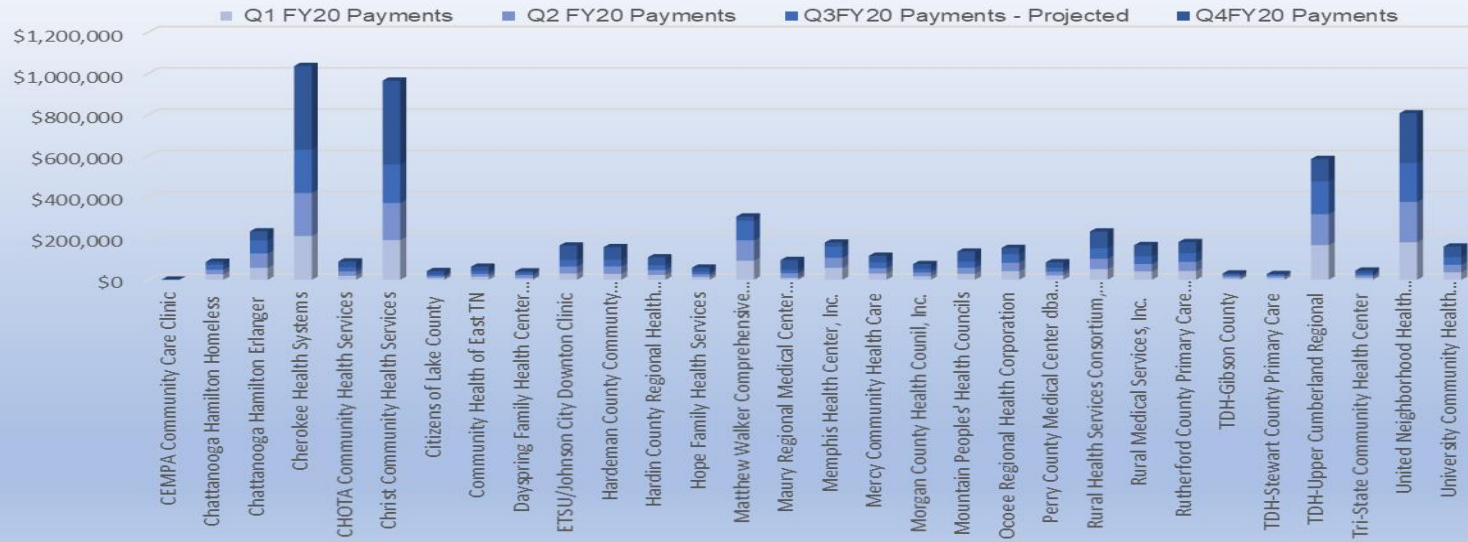
# FQHC FY20 & FY21 Clinic Encounters by Quarter





# FQHC FY20 & FY21 Clinic Payment by Quarter

## FQHC Clinic Payments by Quarter FY20



**FY20 Total**  
**\$6,450,000**

**Average per Encounter**  
**\$27.79**

**FY21 Total**  
**\$9,337,686**

**Average per Encounter**  
**\$38.81**



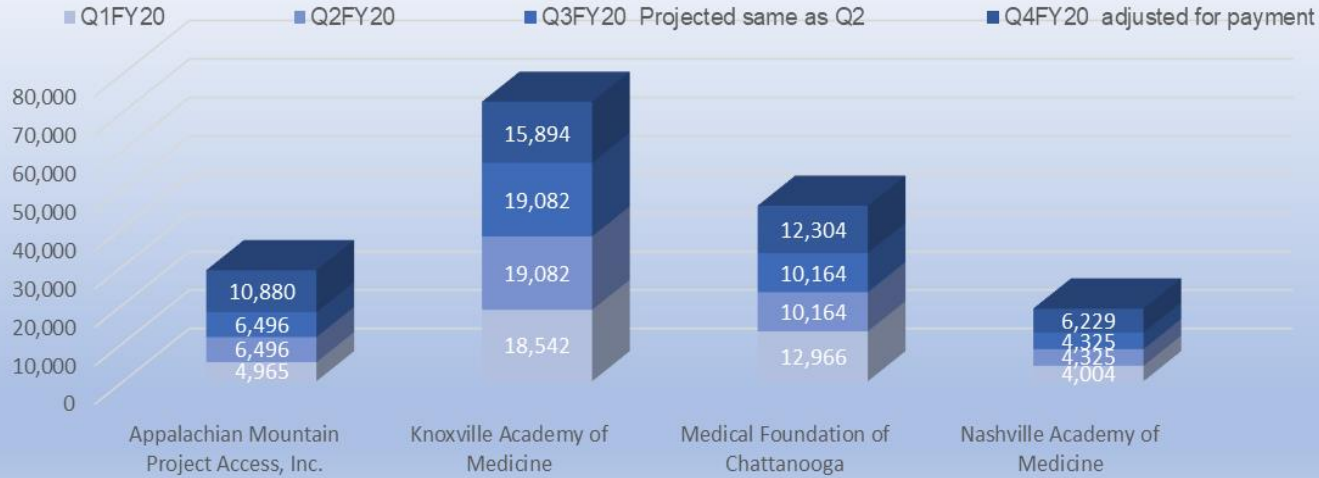
## FQHC Clinic Payments by Quarter FY21



Funding methodology changed in FY21 to **Primary Care Plus** which included FQHC, CFB, and Dental.  
Primary Care Plus FY21 budget was \$15,342,500.

# Project Access FY20 and FY21 Care Coordination Encounters and Payment by Quarter

## Project Access Care Coordination Encounters bt Quarter FY20



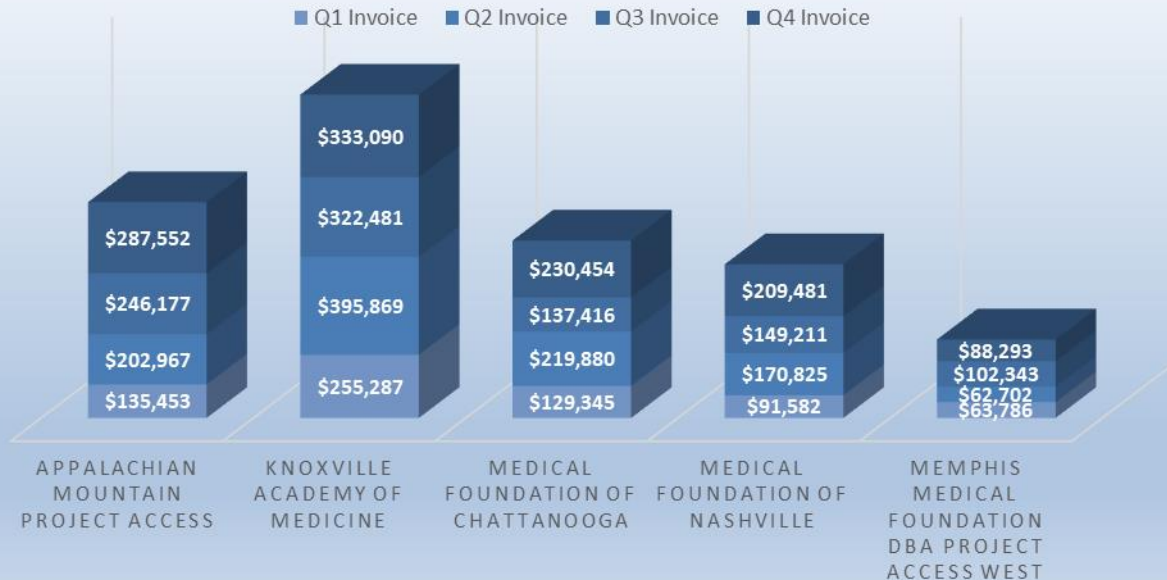
**F20 Total  
Project Access  
\$2,257,500**

**F21 Total  
Expenditure  
Project Access  
\$3,834,194**



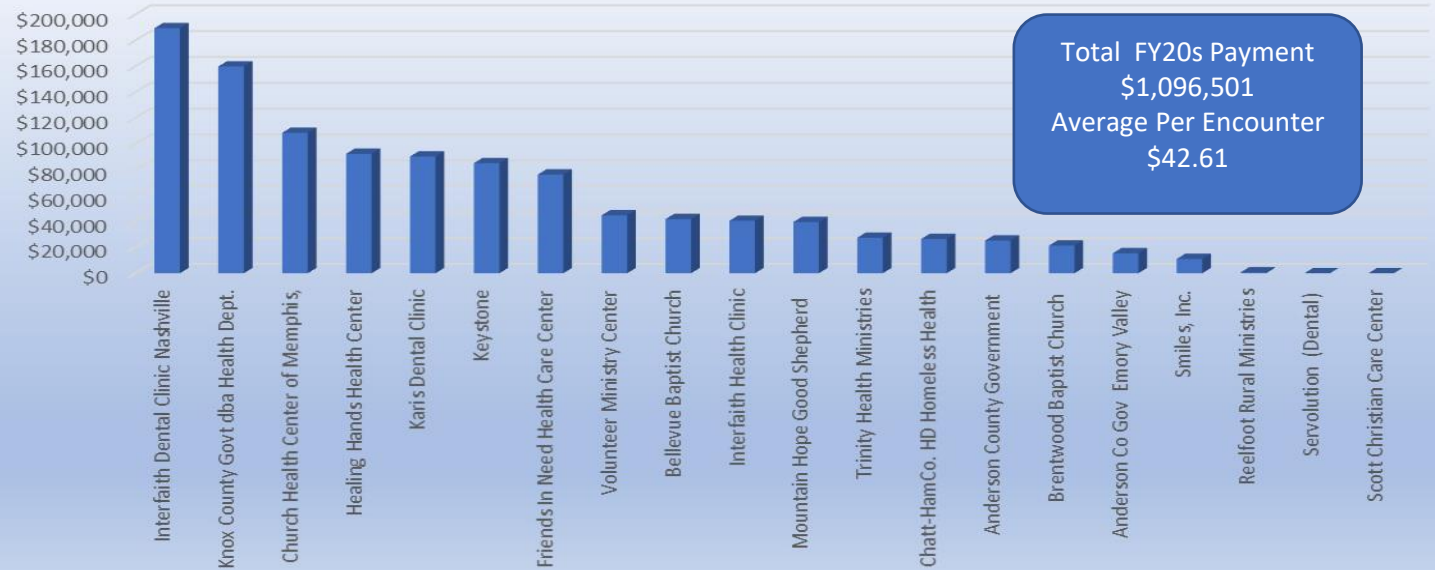
**F21 Project Access had  
individual project budgets vs  
FY20 percent of PA total  
allocation**

## Project Access Expenditure of Individual Budgets FY21

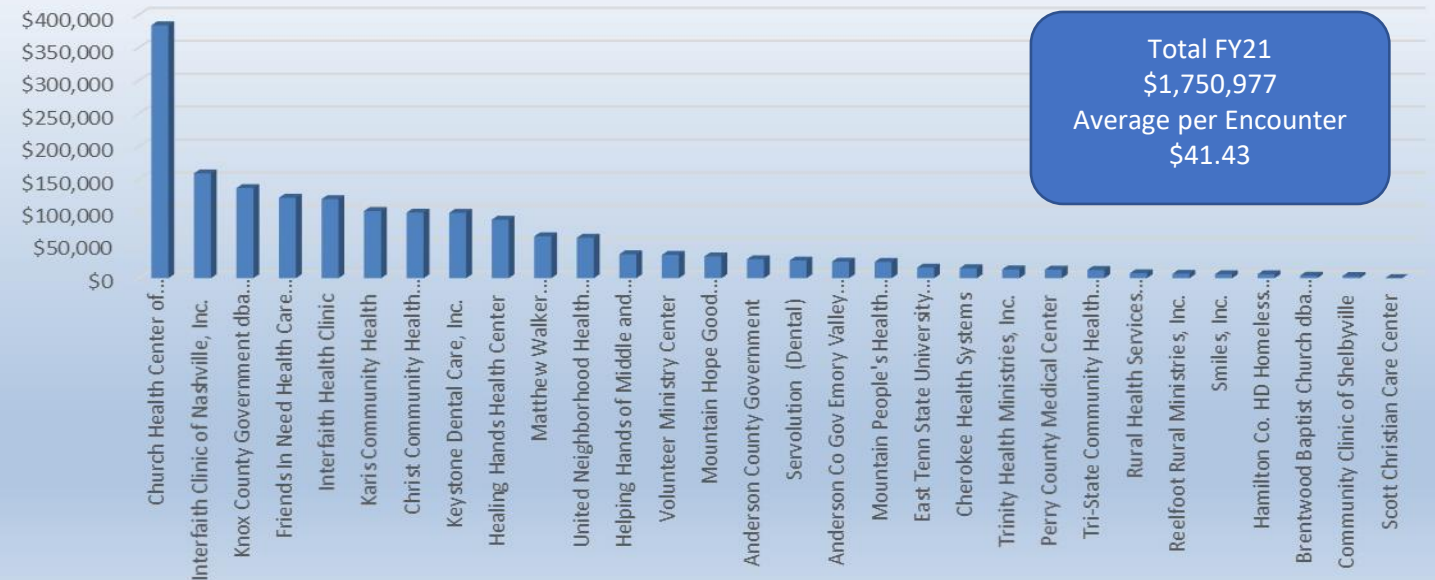


# FY20 & FY21 Dental Highest to Lowest Payments

### Dental Highest to Lowest Payment FY20

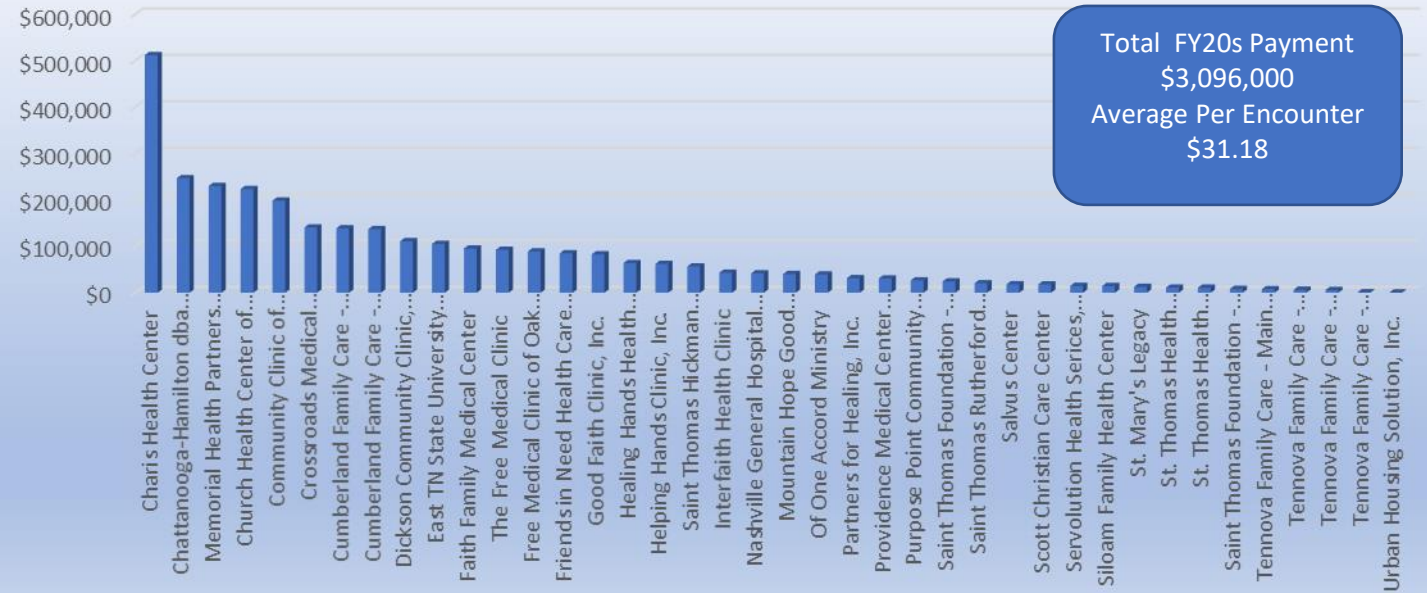


### Dental Clinic Highest to Lowest Payment FY21

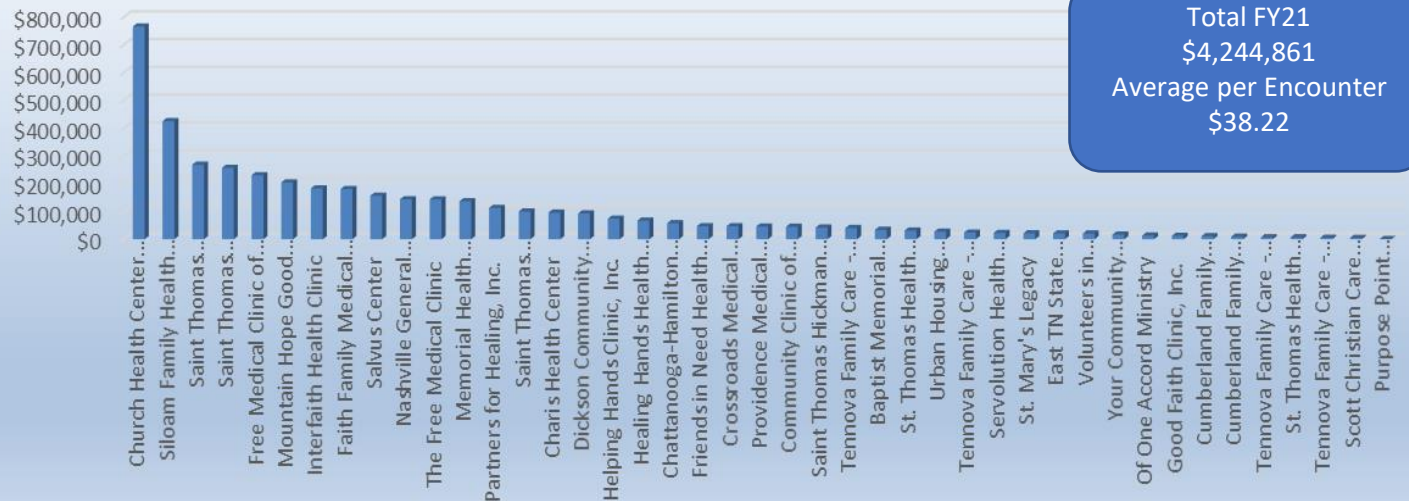


# FY20 & FY21 CFB Highest to Lowest Payments

### CFB Clinic Payments Highest to Lowest FY20

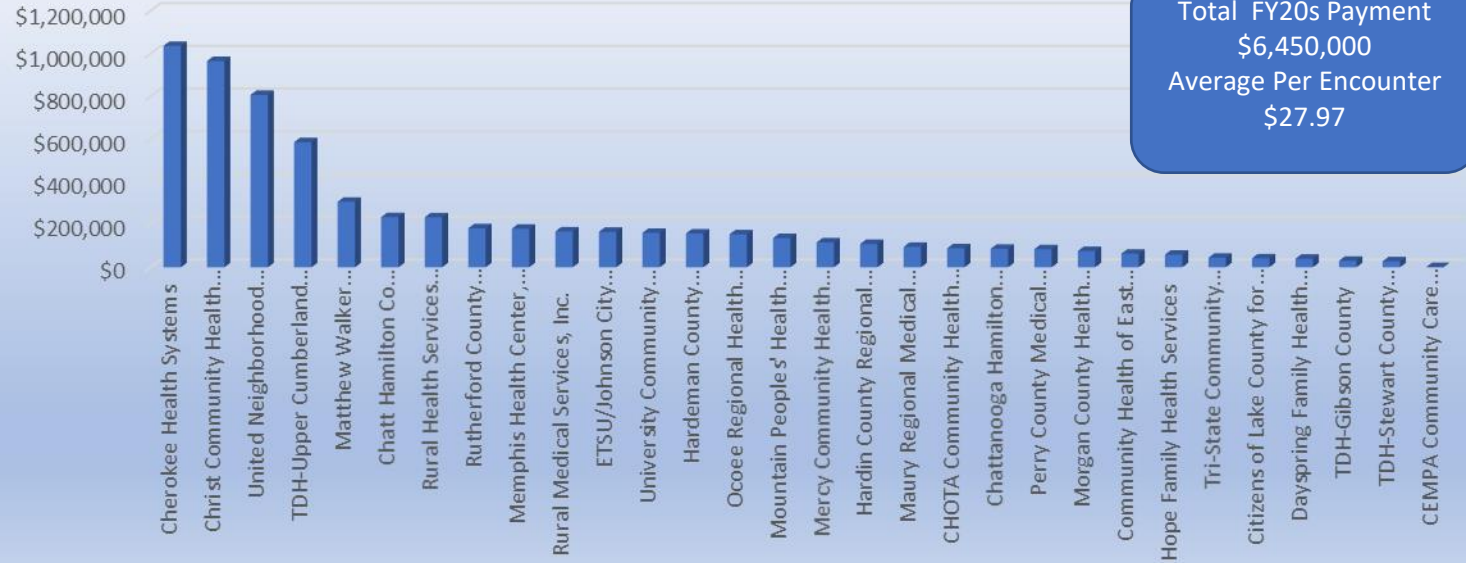


### CFB Clinic Highest to Lowest Payments FY21

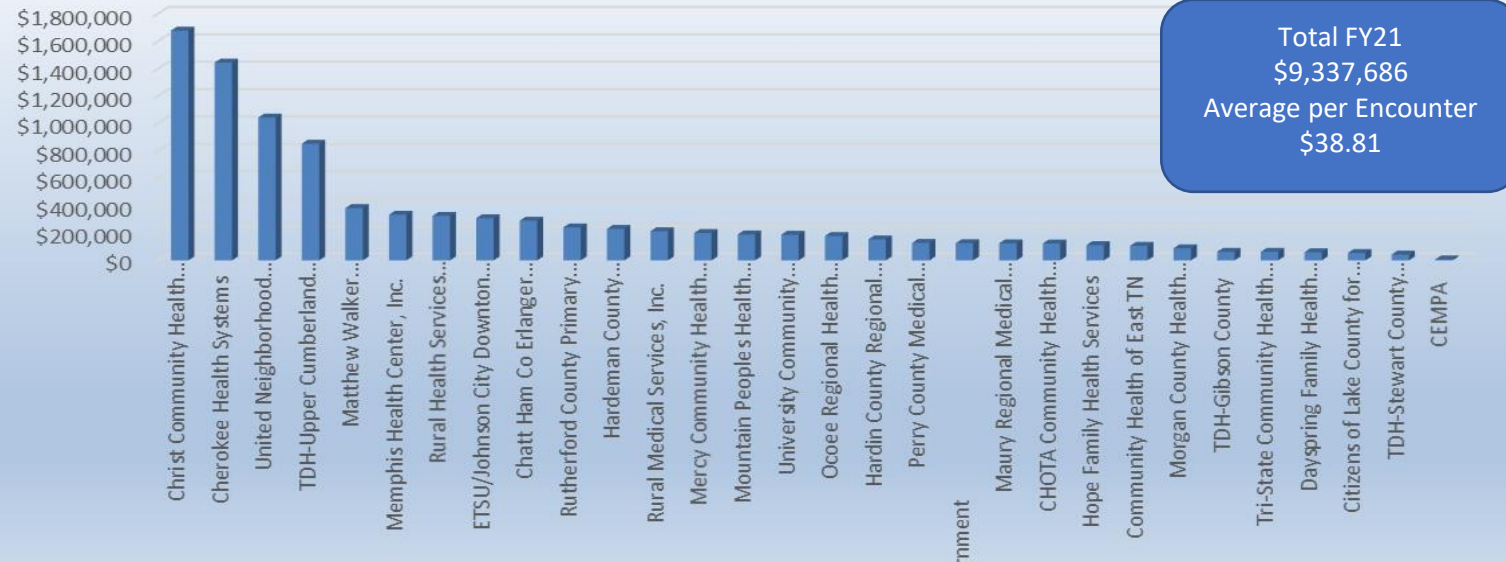


# FY20 & FY21 FQHC Highest to Lowest Payments

### FQHC Clinic Highest to Lowest Payment FY20



### FQHC Clinic Highest to Lowest Payment FY21



## FY20 Dental Clinic Encounters and Payment by Quarter Table

Dental Provider FY20	Q1FY20 Encounters	Q2FY20 Encounters	Q3FY20	Q4FY20	Total Encounters by Clinic	Q1FY20 Payments	Q2FY20 Payments	Q3FY20	Q4FY20	FY20 Total Payments	Per encounter
			Encounters - Projected same as Q2	Encounters- adjusted for payment				Payments - Projected	Payments Adjusted		
Anderson County Government	134	103	103	137	477	\$4,152	\$3,666	\$3,666	\$13,772	\$25,256	\$52.95
Anderson County Gov Emory Valley	45	59	59	98	261	\$1,394	\$2,100	\$2,100	\$9,852	\$15,446	\$59.18
Bellevue Baptist Church	637	242	242	49	1,170	\$19,736	\$8,613	\$8,613	\$4,926	\$41,887	\$35.80
Brentwood Baptist Church	131	284	284	-29	670	\$4,059	\$10,108	\$10,108	-\$2,915	\$21,359	\$31.88
Chatt-Hamilton Co. HD Homeless Health	131	89	89	160	469	\$4,059	\$3,168	\$3,168	\$16,084	\$26,478	\$56.46
Church Health Center of Memphis,	818	788	788	270	2,664	\$25,343	\$28,046	\$28,046	\$27,143	\$108,578	\$40.76
Friends In Need Health Care Center,	645	718	718	52	2,133	\$19,983	\$25,554	\$25,554	\$5,227	\$76,320	\$35.78
Healing Hands Health Center, Inc.	612	497	497	378	1,984	\$18,961	\$17,689	\$17,689	\$38,000	\$92,338	\$46.54
Interfaith Dental Clinic Nashville	1,143	871	871	916	3,801	\$35,412	\$31,000	\$31,000	\$92,084	\$189,496	\$49.85
Interfaith Health Clinic	221	208	208	188	825	\$6,847	\$7,403	\$7,403	\$18,899	\$40,552	\$49.15
Karis Dental Clinic	624	560	560	309	2,053	\$19,333	\$19,931	\$19,931	\$31,063	\$90,258	\$43.96
Keystone	422	355	355	465	1,597	\$13,074	\$12,635	\$12,635	\$46,746	\$85,090	\$53.28
Knox County Govt dba Health Dept.	1,411	1,200	1,200	306	4,117	\$43,716	\$42,709	\$42,709	\$30,762	\$159,896	\$38.84
Mountain Hope Good Shepherd	290	286	286	102	964	\$8,985	\$10,179	\$10,179	\$10,254	\$39,597	\$41.08
Reelfoot Rural Ministries, Inc.	23	23	23	-17	52	\$713	\$819	\$819	-\$1,709	\$641	\$12.33
Scott Christian Care Center	0			0	0	\$0			\$0	\$0	
Servolution (Dental)	0	0	0	0	0	\$0	\$0	\$0	\$0	\$0	
Smiles, Inc.	177	142	142	-45	416	\$5,484	\$5,054	\$5,054	-\$4,524	\$11,068	\$26.61
Trinity Health Ministries, Inc.	427	434	434	-166	1,129	\$13,229	\$15,447	\$15,447	-\$16,688	\$27,435	\$24.30
Volunteer Ministry Center	271	246	246	188	951	\$8,396	\$8,755	\$8,755	\$18,899	\$44,806	\$47.11
<b>Total</b>	<b>8,162</b>	<b>7,105</b>	<b>7,105</b>	<b>3,361</b>	<b>25,733</b>	<b>\$252,875</b>	<b>\$252,875</b>	<b>\$252,875</b>	<b>\$337,875</b>	<b>\$1,096,501</b>	<b>\$42.61</b>

Q4 included \$85,000 extra in budgeted amount

## FY21 Dental Clinic Encounters and Payment by Quarter Table

Dental Provider FY21	Q1 FY21 Encounters	Q2FY21 Encounters	Q3FY21 Encounters	Q4FY21 Encounters	FY21 Total Encounters	Q1FY21 Payments	Q2FY21 Payments	Q3FY21 Payments	Q4FY21 Payments	FY21 Total Payments	Ave Per Encounter
Anderson County Government	199	217	29	426	871	\$1,588	\$13,978	\$854	\$12,326	\$28,746	\$33.00
Anderson Co Gov Emory Valley Dental Clinic	26	22	369	28	445	\$12,154	\$1,417	\$10,867	\$810	\$25,248	\$56.74
Brentwood Baptist Church dba Mobile Dental	0	36	5	49	90	\$0	\$2,319	\$147	\$1,418	\$3,884	\$43.16
<b>Cherokee Health Systems</b>			252	265	517			\$7,422	\$7,725	\$15,147	\$29.30
<b>Christ Community Health Services</b>			1,616	1,797	3,413			\$47,592	\$51,994	\$99,586	\$29.18
Church Health Center of Memphis, Inc.	1,957	2,185	1,890	2,355	8,387	\$119,529	\$140,744	\$55,662	\$68,138	\$384,073	\$45.79
<b>Community Clinic of Shelbyville</b>			44	72	116			\$1,296	\$2,083	\$3,379	\$29.13
<b>East Tenn State University DownTown Clinic</b>			277	275	552			\$8,158	\$7,957	\$16,115	\$29.19
Friends In Need Health Care Center, Inc.	645	605	684	817	2,751	\$39,395	\$38,970	\$20,144	\$23,639	\$122,148	\$44.40
Hamilton Co. HD Homeless Health Care	63	19	0	29	111	\$3,848	\$1,224	\$0	\$839	\$5,911	\$53.25
Healing Hands Health Center	471	480	465	529	1,945	\$28,768	\$30,918	\$13,695	\$15,306	\$88,687	\$45.60
<b>Helping Hands of Middle and West Tennessee</b>			609	635	1,244			\$17,935	\$18,373	\$36,308	\$29.19
Interfaith Clinic of Nashville, Inc.	906	760	927	951	3,544	\$55,336	\$48,954	\$27,301	\$27,516	\$159,107	\$44.89
Interfaith Health Clinic	375	372	472	399	1,618	\$70,713	\$23,962	\$13,901	\$11,544	\$120,120	\$74.24
Karis Community Health	612	507	597	501	2,217	\$37,379	\$32,658	\$17,582	\$14,496	\$102,115	\$46.06
Keystone Dental Care, Inc.	532	505	648	522	2,207	\$32,493	\$32,529	\$19,084	\$15,103	\$99,209	\$44.95
Knox County Government dba Health Dept.	738	664	756	926	3,084	\$45,075	\$42,771	\$22,265	\$26,792	\$136,903	\$44.39
<b>Matthew Walker Comprehensive Health Center</b>			1,445	727	2,172			\$42,556	\$21,035	\$63,591	\$29.28
Mountain Hope Good Shepherd Clinic, Inc.	158	155	194	270	777	\$9,620	\$9,984	\$5,713	\$7,812	\$33,129	\$42.64
<b>Mountain People's Health Councils, Inc.</b>			485	361	846			\$14,284	\$10,445	\$24,729	\$29.23
<b>Perry County Medical Center</b>			203	239	442			\$5,978	\$6,915	\$12,893	\$29.17
Reelfoot Rural Ministries, Inc.	0	66	25	60	151	\$0	\$4,251	\$736	\$1,736	\$6,723	\$44.52
<b>Rural Health Services Consortium</b>			107	154	261			\$3,151	\$4,456	\$7,607	\$29.15
Scott Christian Care Center	0	0	0	0	0	\$0	\$0	\$0	\$0	\$0	\$0.00
Servolution (Dental)	34	155	288	218	695	\$2,070	\$9,984	\$8,482	\$6,308	\$26,844	\$38.62
Smiles, Inc.	0	40	59	60	159	\$0	\$2,577	\$1,738	\$1,736	\$6,051	\$38.06
<b>Tri-State Community Health Center</b>			240	190	430			\$7,068	\$5,497	\$12,565	\$29.22
Trinity Health Ministries, Inc.	0	100	124	114	338	\$0	\$6,441	\$3,652	\$3,298	\$13,391	\$39.62
<b>United Neighborhood Health Services</b>			952	1,153	2,105			\$28,036	\$33,360	\$61,396	\$29.17
Volunteer Ministry Center	192	191	240	149	772	\$11,690	\$12,303	\$7,068	\$4,311	\$35,372	\$45.82
<b>Total Encounters</b>	<b>6,908</b>	<b>7,079</b>	<b>14,002</b>	<b>14,271</b>	<b>42,260</b>	<b>\$469,658</b>	<b>\$455,984</b>	<b>\$412,367</b>	<b>\$412,968</b>	<b>\$1,750,977</b>	<b>\$41.43</b>

Providers in **red** are are new dental providers which began in Q3FY21

Q1FY21 payments were higher due to calculation error that was corrected in subsequent quarters

## FY20 Community and Faith -Based Clinic Encounters and Payment by Quarter Table

CFB Provider FY20	Q1FY20	Q2FY20	Q3FY20	Q4FY20	Total FY20	Q1FY20	QFY20	Q3FY20	Q4FY20	FY19/20 YTD	Ave Per
	Encounters	Encounters	Encounters - Projected same as Q2	Encounters - adjusted for payment		Encounters	Payments	Payments	Payments - Projected		
Baptist Memorial	417	383	383	-58	1,125	\$11,013	\$11,017	\$11,178	-\$2,409	\$30,799	\$27.38
Charis Health Center	661	662	662	647	2,632	\$17,458	\$19,042	\$19,320	\$26,870	\$82,691	\$31.42
Chattanooga-Hamilton dba Birchwood (Memorial Hlth Partns. Foundation, Inc.)	132	117	117	14	380	\$3,486	\$3,365	\$3,415	\$581	\$10,848	\$28.55
Church Health Center of Memphis, Inc.	983	975	975	687	3,620	\$25,962	\$28,046	\$28,455	\$28,532	\$110,994	\$30.66
Community Clinic of Shelbyville & Bedford	4,563	4,154	4,154	3,629	16,500	\$120,514	\$119,489	\$121,233	\$150,715	\$511,950	\$31.03
Crossroads Medical Mission, Inc.	219	198	198	226	841	\$5,784	\$5,695	\$5,779	\$9,386	\$26,644	\$31.68
Cumberland Family Care - Sparta	261	292	292	393	1,238	\$6,893	\$8,399	\$8,522	\$16,322	\$40,136	\$32.42
Cumberland Family Care - Van Buren	75	61	61	64	261	\$1,981	\$1,755	\$1,780	\$2,658	\$8,174	\$31.32
Dickson Community Clinic, Inc.	88	70	70	29	257	\$2,324	\$2,014	\$2,043	\$1,204	\$7,585	\$29.51
East TN State University Mtn City	409	374	374	758	1,915	\$10,802	\$10,758	\$10,915	\$31,480	\$63,955	\$33.40
Faith Family Medical Center	114	109	109	123	455	\$3,011	\$3,135	\$3,181	\$5,108	\$14,436	\$31.73
Faith Health Center MOVED TO FQHC Q3	1,446	1,029	1,029	942	4,446	\$38,191	\$29,599	\$30,031	\$39,122	\$136,943	\$30.80
Free Medical Clinic of America, Inc.	531	357	0	0	888	\$14,024	\$10,269	\$0	\$0	\$24,293	\$27.36
Free Medical Clinic of Oak Ridge	652	302	302	1,206	2,462	\$17,220	\$8,687	\$8,814	\$50,086	\$84,807	\$34.45
Friends in Need Health Care Center, Inc.	1,079	1,092	1,092	1,129	4,392	\$28,498	\$31,411	\$31,870	\$46,888	\$138,667	\$31.57
Good Faith Clinic, Inc.	332	313	313	301	1,259	\$8,769	\$9,003	\$9,135	\$12,501	\$39,408	\$31.30
Healing Hands Health Center, Inc.	166	115	115	40	436	\$4,384	\$3,308	\$3,356	\$1,661	\$12,709	\$29.15
Helping Hands Clinic, Inc.	469	361	361	562	1,753	\$12,387	\$10,384	\$10,536	\$23,340	\$56,647	\$32.31
Hickman Medical Clinic-Centerville	397	483	483	569	1,932	\$10,485	\$13,893	\$14,096	\$23,631	\$62,105	\$32.15
Interfaith Health Clinic	448	260	260	359	1,327	\$11,832	\$7,479	\$7,588	\$14,909	\$41,808	\$31.51
Metro Hospital Authority of Nashville dba Nashville General	1,115	1,061	1,061	1,197	4,434	\$29,448	\$30,519	\$30,965	\$49,712	\$140,644	\$31.72
Mountain Hope Good Shepherd Clinic, Inc.	855	1,056	1,056	516	3,483	\$22,582	\$30,376	\$30,819	\$21,430	\$105,206	\$30.21
Of One Accord Ministry	1,691	1,567	1,567	1,515	6,340	\$44,661	\$45,074	\$45,732	\$62,919	\$198,387	\$31.29
Partners for Healing, Inc.	72	49	49	152	322	\$1,902	\$1,409	\$1,430	\$6,313	\$11,054	\$34.33
Providence Medical Center Kingsport	648	725	725	799	2,897	\$17,114	\$20,854	\$21,159	\$33,183	\$92,310	\$31.86
Saint Luke the Physician Interfaith Clinic	412	369	369	258	1,408	\$10,881	\$10,614	\$10,769	\$10,715	\$42,979	\$30.52
Salvus Center	0			11	11	\$0	\$0	\$457	\$457	\$41.55	
Scott Christian Care Center	1,004	918	918	374	3,214	\$26,517	\$26,406	\$26,791	\$15,532	\$95,247	\$29.64
Servolution	10			16	26	\$264		\$664	\$928	\$35.69	
Siloam Health	133	210	210	112	665	\$3,513	\$6,041	\$6,129	\$4,651	\$20,334	\$30.58
STMP -The Holy Family Health Center	1,977	1,727	1,727	1,709	7,140	\$52,215	\$49,677	\$50,402	\$70,976	\$223,269	\$31.27
Saint Thomas Rutherford Foundation	2,012	1,975	1,975	1,501	7,463	\$53,139	\$56,810	\$57,639	\$62,337	\$229,926	\$30.81
Saint Thomas Family Health Center - West	2,054	1,905	1,905	1,976	7,840	\$54,249	\$54,797	\$99,292	\$82,065	\$246,707	\$31.47
Tennova Family Care - Main Street	790	758	758	580	2,886	\$20,865	\$21,804	\$22,122	\$24,088	\$88,878	\$30.80
Tennova Family Care - Unionville	118	129	129	178	554	\$3,117	\$3,711	\$3,765	\$7,392	\$17,985	\$32.46
Tennova Family Care - Wartrace	60	37	37	63	197	\$1,585	\$1,064	\$1,080	\$2,616	\$6,346	\$32.21
Tennova Family Care - Shelbyville	53	45	45	41	184	\$1,400	\$1,294	\$1,313	\$1,703	\$5,710	\$31.03
Mercury Courts	210	250	250	269	979	\$5,546	\$7,191	\$7,296	\$11,172	\$31,205	\$31.87
Your Community Health & Wellness	231	209	209	-4	645	\$6,101	\$6,012	\$6,100	-\$166	\$18,046	\$27.98
Total	147	125	125	88	485	\$3,882	\$3,596	\$3,648	\$3,655	\$14,780	\$30.47
Total	27,034	24,822	24,465	22,971	99,292	\$714,000	\$714,000	\$714,000	\$954,000	\$3,096,000	\$31.18

Q4 included \$240,000 addition in budgeted amount



# FY21 Community and Faith -Based Clinic Encounters and Payment by Quarter Table

CFB PC Provider FY21	Q2FY21					Total FY21 Encounters	Q1FY21 Payments	Q2FY21 Payments	Q3FY21 Payments	Q4FY21 Payments	YTD FY21 Payments	Ave Per Encounter
	Q1FY21 Encounters	Encounters	Q3FY21 Encounters	Q4FY21 Encounters	Encounters							
Baptist Memorial Health Care Foundation	105	323	261	313	1,002	6,395	\$10,791	\$7,687	\$9,063	\$33,936	\$33.87	
Charis Health Center	667	612	542	637	2,458	40,625	\$20,445	\$15,962	\$18,431	\$95,463	\$38.84	
Chattanooga-Hamilton dba Birchwood Memorial Health Partners Foundation, Inc. (CHI Memorial)	41	45	41	43	170	53,626	\$1,503	\$1,207	\$1,245	\$57,581	\$338.71	
Church Health Center of Memphis, Inc. Couny, Inc.	917	908	820	906	3,551	55,852	\$30,334	\$24,149	\$26,214	\$136,549	\$38.45	
Church Health Center of Memphis, Inc. Couny, Inc.	4,665	5,434	5,011	5,264	20,374	284,132	\$181,535	\$147,577	\$152,309	\$765,553	\$37.57	
Couny, Inc.	265	301	314	322	1,202	16,140	\$10,056	\$9,247	\$9,317	\$44,760	\$37.24	
Crossroads Medical Mission, Inc.	316	306	297	293	1,212	19,247	\$10,223	\$8,747	\$8,478	\$46,695	\$38.53	
Cumberland Family Care - Sparta	77	62	67	78	284	4,690	\$2,071	\$1,973	\$2,257	\$10,991	\$38.70	
Cumberland Family Care - Van Buren	40	64	60	91	255	2,436	\$2,138	\$1,767	\$2,635	\$8,976	\$35.20	
Dickson Community Clinic, Inc. Mtn City Location Ext Hs Hlth Clinic)	649	556	583	604	2,392	39,529	\$18,574	\$17,170	\$17,490	\$92,763	\$38.78	
Dickson Community Clinic, Inc. Mtn City Location Ext Hs Hlth Clinic)	151	136	123	111	521	9,197	\$4,543	\$3,622	\$3,214	\$20,577	\$39.49	
Faith Family Medical Center	1,225	1,087	1,157	1,229	4,698	74,611	\$36,314	\$34,074	\$35,560	\$180,559	\$38.43	
The Free Medical Clinic	906	945	1,014	916	3,781	55,182	\$31,570	\$29,863	\$26,504	\$143,119	\$37.85	
Free Medical Clinic of Oak Ridge	1,437	1,156	1,660	1,912	6,165	87,524	\$38,619	\$48,888	\$55,322	\$230,353	\$37.36	
Friends in Need Health Care Center, Inc.	295	278	286	381	1,240	17,968	\$9,287	\$8,423	\$11,032	\$46,711	\$37.67	
Good Faith Clinic, Inc.	80	72	97	66	315	4,873	\$2,405	\$2,857	\$1,911	\$12,046	\$38.24	
Healing Hands Health Center, Inc.	455	455	393	435	1,738	27,713	\$15,200	\$11,574	\$12,596	\$67,083	\$38.60	
Helping Hands Clinic, Inc.	501	469	467	473	1,910	30,515	\$15,668	\$13,753	\$13,686	\$73,622	\$38.55	
Saint Thomas Hickman Hospital - Centerville	264	223	220	408	1,115	16,080	\$7,450	\$6,479	\$11,814	\$41,823	\$37.51	
Interfaith Health Clinic	1,161	1,162	1,171	1,347	4,841	70,713	\$38,819	\$34,487	\$38,974	\$182,993	\$37.80	
Nashville General Hospital at MeHarry	977	959	903	885	3,724	59,506	\$32,037	\$26,594	\$25,607	\$143,744	\$38.60	
Mountain Hope Good Shepherd Clinic, Inc. Of One Accord Ministry	1,323	1,136	1,408	1,529	5,396	80,580	\$37,951	\$41,466	\$44,240	\$204,237	\$37.85	
Mountain Hope Good Shepherd Clinic, Inc. Of One Accord Ministry	88	72	78	101	339	5,360	\$2,405	\$2,297	\$2,925	\$12,987	\$38.31	
Partners for Healing, Inc.	735	769	726	720	2,950	44,767	\$25,690	\$21,381	\$20,833	\$112,671	\$38.19	
Providence Medical Center Kingsport	273	309	341	303	1,226	16,628	\$10,323	\$10,043	\$8,774	\$45,768	\$37.33	
Purpose Point Community Health			9	11	20			\$265	\$319	\$584	\$29.18	
Saint Thomas Foundation - West	667	592	650	706	2,615	40,625	\$19,777	\$19,143	\$20,443	\$99,988	\$38.24	
Saint Thomas Rutherford Foundation	1,683	1,666	1,583	1,801	6,733	102,507	\$55,656	\$46,620	\$52,110	\$256,893	\$38.15	
Salvus Center	1,261	872	868	859	3,860	76,804	\$29,131	\$25,563	\$24,874	\$156,372	\$40.51	
Scott Christian Care Center	21	70	11	21	123	1,279	\$2,339	\$324	\$608	\$4,550	\$36.99	
Servolution Health Serices, Inc.	162	154	126	135	577	9,867	\$5,145	\$3,711	\$3,909	\$22,632	\$39.22	
Siloam Family Health Center	2,607	2,475	2,586	3,705	11,373	158,785	\$82,683	\$76,159	\$107,201	\$424,828	\$37.35	
St. Mary's Legacy			453	281	734			\$13,341	\$8,137	\$21,478	\$29.26	
St. Thomas Health Foundation - Antioch			524	541	1,065			\$15,432	\$15,665	\$31,097	\$29.20	
St. Thomas Health Foundation - Maplewood			113	112	225			\$3,328	\$3,243	\$6,571	\$29.21	
St. Thomas Health Foundation - The Holy Family Health Center	1,854	1,748	1,414	1,901	6,917	112,922	\$58,396	\$41,643	\$55,003	\$267,964	\$38.74	
Tennova Family Care - Main Street	170	146	137	157	610	10,354	\$4,877	\$4,035	\$4,546	\$23,813	\$39.04	
Tennova Family Care - Shelbyville	238	247	237	359	1,081	14,496	\$8,252	\$6,980	\$10,387	\$40,115	\$37.11	
Tennova Family Care - Unionville	47	50	40	48	185	2,863	\$1,670	\$1,178	\$1,390	\$7,101	\$38.39	
Tennova Family Care - Wartrace	38	30	32	31	131	2,314	\$1,002	\$942	\$898	\$5,156	\$39.36	
Urban Housing Solution, Inc.	79	150	241	355	825	4,812	\$5,011	\$7,098	\$10,272	\$27,193	\$32.96	
Volunteers in Medicine, Chattanooga, Inc.			351	349	700			\$10,337	\$10,106	\$20,443	\$29.20	
Your Community Health & Wellness	96	136	110	100	442	5,847	\$4,543	\$3,240	\$2,896	\$16,526	\$37.39	
Totals	26,536	26,175	27,525	30,839	111,075	1,667,364	\$874,432	\$810,626	\$892,438	\$4,244,861	\$38.22	

# FY20 FQHC Clinic Encounters and Payment by Quarter Table

FQHC Provider FY20	Q3FY20 Encounters -											
	Q1FY20 Encounters	Q2FY20 Encounters	Projected Ave of Q1&Q2	Q4FY20 Encounters	Total FY20 Encounters	Q1 FY20 Payments	Q2 FY20 Payments	Q3FY20 Payments - Projected	Q4FY20 Payments	FY20 YTD Payments	Ave FY20 Per Encounter	
CEMPA Community Care Clinic					26	26				\$973	\$973	\$37.43
Chattanooga Hamilton Homeless	1,103	843	973	385	3,304	\$27,460	\$21,048	\$24,259	\$14,409	\$87,175	\$26.38	
Chattanooga Hamilton Erlanger	2,324	2,788	2,556	1,170	8,838	\$57,858	\$69,610	\$63,725	\$43,788	\$234,981	\$26.59	
Cherokee Health Systems	8,533	8,325	8,429	10,858	36,145	\$212,436	\$207,856	\$210,149	\$406,366	\$1,036,807	\$28.68	
CHOTA Community Health Services	789	841	815	754	3,199	\$19,643	\$20,998	\$20,319	\$28,219	\$89,179	\$27.88	
Christ Community Health Services	7,737	7,190	7,464	10,888	33,279	\$192,619	\$179,518	\$186,078	\$407,489	\$965,703	\$29.02	
Citizens of Lake County	359	347	353	421	1,480	\$8,938	\$8,664	\$8,801	\$15,756	\$42,158	\$28.49	
Community Health of East TN	604	538	571	561	2,274	\$15,037	\$13,433	\$14,236	\$20,996	\$63,701	\$28.01	
Dayspring Family Health Center dba Dayspring Health Inc.	347	581	464	158	1,550	\$8,639	\$14,506	\$11,568	\$5,913	\$40,627	\$26.21	
ETSU/Johnson City Downton Clinic	1,221	1,361	1,291	1,863	5,736	\$30,398	\$33,981	\$32,187	\$69,724	\$166,289	\$28.99	
Hardeman County Communtiy Health Center	1,163	1,436	1,300	1,631	5,529	\$28,954	\$35,854	\$32,399	\$61,022	\$158,228	\$28.62	
Hardin County Regional Health Center	952	951	952	1,014	3,868	\$23,701	\$23,744	\$23,723	\$37,931	\$109,098	\$28.21	
Hope Family Health Services	529	535	532	516	2,112	\$13,170	\$13,358	\$13,264	\$19,312	\$59,103	\$27.98	
Matthew Walker Comprehensive Health Center	3,727	3,940	3,834	537	12,037	\$92,787	\$98,373	\$95,576	\$20,079	\$306,814	\$25.49	
Maury Regional Medical Center Lewis Health Center	354	925	640	1,286	3,204	\$8,813	\$23,095	\$15,944	\$48,110	\$95,963	\$29.95	
Memphis Health Center, Inc.	2,322	1,962	2,142	548	6,974	\$57,808	\$48,987	\$53,404	\$20,509	\$180,708	\$25.91	
Mercy Community Health Care	1,229	1,028	1,129	863	4,248	\$30,597	\$25,667	\$28,135	\$32,279	\$116,679	\$27.47	
Morgan County Health Council, Inc.	693	737	715	612	2,757	\$17,253	\$18,401	\$17,826	\$22,904	\$76,385	\$27.71	
Mountain Peoples' Health Councils	1,177	1,172	1,175	1,311	4,834	\$29,302	\$29,262	\$29,282	\$49,046	\$136,893	\$28.32	
Ocoee Regional Health Corporation	1,670	1,655	1,663	808	5,795	\$41,576	\$41,322	\$41,449	\$30,221	\$154,568	\$26.67	
Perry County Medical Center dba Three Rivers Community Health Group	845	744	795	681	3,064	\$21,037	\$18,576	\$19,808	\$25,468	\$84,889	\$27.71	
Rural Health Services Consortium, Inc.	2,092	2,000	2,046	2,173	8,311	\$52,082	\$49,935	\$51,010	\$81,326	\$234,353	\$28.20	
Rural Medical Services, Inc.	1,620	1,444	1,532	1,430	6,026	\$40,331	\$36,053	\$38,195	\$53,518	\$168,098	\$27.90	
Rutherford County Primary Care and Hope Clinic	1,726	1,737	1,732	1,423	6,617	\$42,970	\$43,369	\$43,169	\$53,238	\$182,746	\$27.62	
TDH-Gibson County	314	388	351	122	1,175	\$7,817	\$9,687	\$8,751	\$4,566	\$30,822	\$26.23	
TDH-Stewart County Primary Care	381	350	366	19	1,115	\$9,485	\$8,739	\$9,113	\$692	\$28,029	\$25.14	
TDH-Upper Cumberland Regional	6,763	5,990	6,377	2,908	22,037	\$168,370	\$149,556	\$158,977	\$108,815	\$585,718	\$26.58	
Tri-State Community Health Center	410	458	434	327	1,629	\$10,207	\$11,435	\$10,820	\$12,238	\$44,701	\$27.44	
United Neighborhood Health Services, Inc.	7,319	7,831	7,575	6,433	29,158	\$182,212	\$195,522	\$188,858	\$240,758	\$807,350	\$27.69	
University Community Health Services, Inc.	1,446	1,480	1,463	1,385	5,774	\$35,999	\$36,952	\$36,475	\$51,834	\$161,261	\$27.93	
<b>Total</b>	<b>59,749</b>	<b>59,577</b>	<b>59,663</b>	<b>53,106</b>	<b>232,095</b>	<b>\$1,487,500</b>	<b>\$1,487,500</b>	<b>\$1,487,500</b>	<b>\$1,987,500</b>	<b>\$6,450,000</b>	<b>\$27.79</b>	

Q4 included \$500,000 addition in budgeted amount

## FY21 FQHC Clinic Encounters and Payment by Quarter Table

FQHC 21 Provider	Q1FY21 Encounters	Q2FY21 Encounters	Q3FY21 Encounters	Q4FY21 Encounters	Total FY21 Encounters	Q1FY21 Payments	Q2FY21 Payments	Q3FY21 Payments	Q4FY21 Payments	Total FY21 Payments
CEMPA	38	46	49	62	195	\$2,321	\$1,537	\$1,443	\$1,795	\$7,096
Chatt Ham Co Erlanger Health System	1,948	2,028	1,713	1,817	7,506	\$118,979	\$67,750	\$50,448	\$52,614	\$289,791
Cherokee Health Systems	9,617	9,537	9,283	9,168	37,605	\$587,383	\$318,604	\$273,389	\$265,268	\$1,444,644
CHOTA Community Health Services	813	657	882	890	3,242	\$49,656	\$21,949	\$25,975	\$25,751	\$123,331
Christ Community Health Services	13,233	10,092	9,269	8,970	41,564	\$808,240	\$337,145	\$272,977	\$259,539	\$1,677,901
Citizens of Lake County for Health Care, Inc.	353	339	330	420	1,442	\$21,560	\$11,325	\$9,718	\$12,162	\$54,765
Community Health of East TN	601	677	797	741	2,816	\$36,708	\$22,617	\$25,180	\$21,440	\$105,945
Dayspring Family Health Center	363	357	418	448	1,586	\$22,171	\$11,926	\$12,310	\$12,973	\$59,380
ETSU/Johnson City Downton Clinic	1,990	2,006	2,162	1,925	8,083	\$121,544	\$67,015	\$63,672	\$55,698	\$307,929
Hamilton County Government	878	793	703	793	3,167	\$53,626	\$26,492	\$22,211	\$22,963	\$125,291
Hardeman County Communtiy Health Center	1,530	1,636	1,512	1,294	5,972	\$93,449	\$54,654	\$44,529	\$37,441	\$230,073
Hardin County Regional Health Lifespan	1,062	1,022	1,291	580	3,955	\$64,864	\$34,142	\$38,021	\$16,782	\$153,809
Hope Family Health Services	699	691	758	818	2,966	\$42,693	\$23,084	\$22,323	\$23,668	\$111,768
Matthew Walker Comprehensive Health	2,740	2,387	2,251	2,365	9,743	\$167,353	\$79,743	\$66,293	\$68,429	\$381,818
Maury Regional Medical Center	837	851	764	785	3,237	\$51,122	\$28,429	\$22,500	\$22,713	\$124,764
Memphis Health Center, Inc.	2,048	2,528	1,827	2,415	8,818	\$125,087	\$84,453	\$53,806	\$69,876	\$333,222
Mercy Community Health Care	1,276	1,306	1,322	1,365	5,269	\$77,935	\$43,630	\$38,933	\$39,495	\$199,993
Morgan County Health Council, Inc.	669	580	427	542	2,218	\$40,861	\$19,376	\$12,575	\$15,694	\$88,507
Mountain Peoples Health Councils, Inc.	1,283	1,319	1,172	1,122	4,896	\$78,363	\$44,064	\$34,516	\$32,464	\$189,407
Ocoee Regional Health Corporation	1,054	1,122	1,257	1,363	4,796	\$64,376	\$37,483	\$37,019	\$39,437	\$178,315
Perry County Medical Center d/b/a Three Rivers Community Health Group	844	772	842	873	3,331	\$51,550	\$25,790	\$24,797	\$25,279	\$127,416
Rural Health Services Consortium, Inc.	2,121	2,004	2,172	2,235	8,532	\$129,546	\$66,948	\$63,966	\$64,668	\$325,128
Rural Medical Services, Inc.	1,357	1,270	1,439	1,578	5,644	\$82,882	\$42,427	\$42,379	\$45,658	\$213,346
Rutherford County Primary Care d/b/a Primary Care & Hope Clinic	1,654	1,520	1,538	1,514	6,226	\$101,022	\$50,779	\$45,294	\$43,806	\$240,901
TDH-Gibson County	447	347	418	375	1,587	\$27,302	\$11,592	\$13,206	\$10,859	\$62,959
TDH-Stewart County Primary Care	244	292	245	346	1,127	\$14,903	\$9,755	\$7,741	\$10,019	\$42,417
TDH-Upper Cumberland Primary Care	6,092	5,421	4,457	5,448	21,418	\$372,085	\$181,100	\$140,816	\$157,755	\$851,756
Tri-State Community Health Center	276	338	341	842	1,797	\$16,857	\$11,292	\$10,043	\$24,381	\$62,573
United Neighborhood Health Services, Inc.	7,162	6,772	6,137	6,858	26,929	\$437,438	\$226,233	\$180,738	\$198,430	\$1,042,839
University Community Health Services, Inc.	1,229	1,227	1,235	1,219	4,910	\$75,064	\$40,991	\$36,371	\$35,271	\$187,697
<b>Totals</b>	<b>64,458</b>	<b>59,937</b>	<b>57,011</b>	<b>59,171</b>	<b>240,577</b>	<b>\$3,936,940</b>	<b>\$2,002,325</b>	<b>\$1,693,189</b>	<b>\$1,712,328</b>	<b>\$9,337,686</b>

Dental Clinic  
FY20 & FY21  
Highest to Lowest  
Payment Tables

Dental Provider FY20	Highest to lowest FY20 Payments
Total	\$1,096,501
Interfaith Dental Clinic Nashville	\$189,496
Knox County Govt dba Health Dept.	\$159,896
Church Health Center of Memphis,	\$108,578
Healing Hands Health Center	\$92,338
Karis Dental Clinic	\$90,258
Keystone	\$85,090
Friends In Need Health Care Center	\$76,320
Volunteer Ministry Center	\$44,806
Bellevue Baptist Church	\$41,887
Interfaith Health Clinic	\$40,552
Mountain Hope Good Shepherd	\$39,597
Trinity Health Ministries	\$27,435
Chatt-HamCo. HD Homeless Health	\$26,478
Anderson County Government	\$25,256
Brentwood Baptist Church	\$21,359
Anderson Co Gov Emory Valley	\$15,446
Smiles, Inc.	\$11,068
Reelfoot Rural Ministries	\$641
Servolution (Dental)	\$0
Scott Christian Care Center	\$0

11 New Dental providers  
in FY21

Dental Provider FY21	FY21 Payments Highest to Lowest
Total Payment	\$1,750,977
Church Health Center of Memphis, Inc.	\$384,073
Interfaith Clinic of Nashville, Inc.	\$159,107
Knox County Government dba Health Dept.	\$136,903
Friends In Need Health Care Center, Inc.	\$122,148
Interfaith Health Clinic	\$120,120
Karis Community Health	\$102,115
Christ Community Health Services	\$99,586
Keystone Dental Care, Inc.	\$99,209
Healing Hands Health Center	\$88,687
Matthew Walker Comprehensive Health Center	\$63,591
United Neighborhood Health Services	\$61,396
Helping Hands of Middle and West Tennessee	\$36,308
Volunteer Ministry Center	\$35,372
Mountain Hope Good Shepherd Clinic, Inc.	\$33,129
Anderson County Government	\$28,746
Servolution (Dental)	\$26,844
Anderson Co Gov Emory Valley Dental Clinic	\$25,248
Mountain People's Health Councils, Inc.	\$24,729
East Tenn State University DownTown CLINIC	\$16,115
Cherokee Health Systems	\$15,147
Trinity Health Ministries, Inc.	\$13,391
Perry County Medical Center	\$12,893
Tri-State Community Health Center	\$12,565
Rural Health Services Consortium	\$7,607
Reelfoot Rural Ministries, Inc.	\$6,723
Smiles, Inc.	\$6,051
Hamilton Co. HD Homeless Health Care	\$5,911
Brentwood Baptist Church dba Mobile Dental	\$3,884
Community Clinic of Shelbyville	\$3,379
Scott Christian Care Center	\$0

## Community and Faith-Based Clinic FY20 & FY21 Highest to Lowest Payment Tables

CFB Provider FY2020	Highest to Lowest FY20 Payments
Baptist Memorial Health Care Foundation	\$3,096,000
Charis Health Center	\$511,950
Chattanooga-Hamilton dba Birchwood	\$246,707
Memorial Health Partners Foundation, Inc. (CHI	\$229,926
Church Health Center of Memphis, Inc.	\$223,269
Community Clinic of Shelbyville & Bedford Couny,	\$198,387
Crossroads Medical Mission, Inc.	\$140,644
Cumberland Family Care - Sparta	\$138,667
Cumberland Family Care - Van Buren	\$136,943
Dickson Community Clinic, Inc.	\$110,994
East TN State University (College of Nursing, Mtn	\$105,206
Faith Family Medical Center	\$95,247
The Free Medical Clinic	\$92,310
Free Medical Clinic of Oak Ridge	\$88,878
Friends in Need Health Care Center, Inc.	\$84,807
Good Faith Clinic, Inc.	\$82,691
Healing Hands Health Center, Inc.	\$63,955
Helping Hands Clinic, Inc.	\$62,105
Saint Thomas Hickman Hospital - Centerville	\$56,647
Interfaith Health Clinic	\$42,979
Nashville General Hospital at MeHarry	\$41,808
Mountain Hope Good Shepherd Clinic, Inc.	\$40,136
Of One Accord Ministry	\$39,408
Partners for Healing, Inc.	\$31,205
Providence Medical Center Kingsport	\$30,799
Purpose Point Community Health	\$26,644
Saint Thomas Foundation - West	\$24,293
Saint Thomas Rutherford Foundation	\$20,334
Salvus Center	\$18,046
Scott Christian Care Center	\$17,985
Servolution Health Serices, Inc.	\$14,780
Siloam Family Health Center	\$14,436
St. Mary's Legacy	\$12,709
St. Thomas Health Foundation - Antioch	\$11,054
St. Thomas Health Foundation - Maplewood	\$10,848
Saint Thomas The Holy Family Health Center	\$8,174
Tennova Family Care - Main Street	\$7,585
Tennova Family Care - Shelbyville	\$6,346
Tennova Family Care - Unionville	\$5,710
Tennova Family Care - Wartrace	\$928
Urban Housing Solution, Inc.	\$457
Volunteers in Medicine, Chattanooga, Inc.	
Your Community Health & Wellness	

CFB PC Provider FY21	Highest to Lowest Payments FY21
Total	\$4,244,861
Church Health Center of Memphis, Inc.	\$765,553
Siloam Family Health Center	\$424,828
Saint Thomas Foundation - The Holy Family Health Center	\$267,964
Saint Thomas Rutherford Foundation	\$256,893
Free Medical Clinic of Oak Ridge	\$230,353
Mountain Hope Good Shepherd Clinic, Inc.	\$204,237
Interfaith Health Clinic	\$182,993
Faith Family Medical Center	\$180,559
Salvus Center	\$156,372
Nashville General Hospital at MeHarry	\$143,744
The Free Medical Clinic	\$143,119
Memorial Health Partners Foundation, Inc. (CHI Memorial)	\$136,549
Partners for Healing, Inc.	\$112,671
Saint Thomas Foundation - West	\$99,988
Charis Health Center	\$95,463
Dickson Community Clinic, Inc.	\$92,763
Helping Hands Clinic, Inc.	\$73,622
Healing Hands Health Center, Inc.	\$67,083
Chattanooga-Hamilton dba Birchwood	\$57,581
Friends in Need Health Care Center, Inc.	\$46,711
Crossroads Medical Mission, Inc.	\$46,695
Providence Medical Center Kingsport	\$45,768
Community Clinic of Shelbyville & Bedford Couny, Inc.	\$44,760
Saint Thomas Hickman Hospital - Centerville	\$41,823
Tennova Family Care - Shelbyville	\$40,115
Baptist Memorial Health Care Foundation	\$33,936
St. Thomas Health Foundation - Antioch	\$31,097
Urban Housing Solution, Inc.	\$27,193
Tennova Family Care - Main Street	\$23,813
Servolution Health Serices, Inc.	\$22,632
St. Mary's Legacy	\$21,478
East TN State University (College of Nursing, Mtn City Location Ext Hs Hlth Clinic)	\$20,577
Volunteers in Medicine, Chattanooga, Inc.	\$20,443
Your Community Health & Wellness	\$16,526
Of One Accord Ministry	\$12,987
Good Faith Clinic, Inc.	\$12,046
Cumberland Family Care - Sparta	\$10,991
Cumberland Family Care - Van Buren	\$8,976
Tennova Family Care - Unionville	\$7,101
St. Thomas Health Foundation - Maplewood	\$6,571
Tennova Family Care - Wartrace	\$5,156
Scott Christian Care Center	\$4,550
Purpose Point Community Health	\$584

## FQHC Clinic FY20 & FY21 Highest to Lowest Payment Tables

FQHC FY20 Provider	Highest to Lowest FY20 Payments
Total	\$6,450,000
Cherokee Health Systems	\$1,036,807
Christ Community Health Services	\$965,703
United Neighborhood Health Services, Inc.	\$807,350
TDH-Upper Cumberland Regional	\$585,718
Matthew Walker Comprehensive Health Center	\$306,814
Chattanooga Hamilton County Hospital Authority dba Erlanger Health System	\$234,981
Rural Health Services Consortium, Inc.	\$234,353
Rutherford County Primary Care and Hope Clinic	\$182,746
Memphis Health Center, Inc.	\$180,708
Rural Medical Services, Inc.	\$168,098
ETSU/Johnson City Downton Clinic	\$166,289
University Community Health Services, Inc.	\$161,261
Hardeman County Community Health Center	\$158,228
Ocoee Regional Health Corporation	\$154,568
Mountain Peoples' Health Councils	\$136,893
Mercy Community Health Care	\$116,679
Hardin County Regional Health Center	\$109,098
Maury Regional Medical Center Lewis Health	\$95,963
CHOTA Community Health Services	\$89,179
Chattanooga Hamilton County Health Department Homeless Health Care	\$87,175
Perry County Medical Center dba Three Rivers Community Health Group	\$84,889
Morgan County Health Council, Inc.	\$76,385
Community Health of East TN	\$63,701
Hope Family Health Services	\$59,103
Tri-State Community Health Center	\$44,701
Citizens of Lake County for Health Care, Inc.	\$42,158
Dayspring Family Health Center dba Dayspring Health Care	\$40,627
TDH-Gibson County	\$30,822
TDH-Stewart County Primary Care	\$28,029
CEMPA Community Care Clinic	\$973

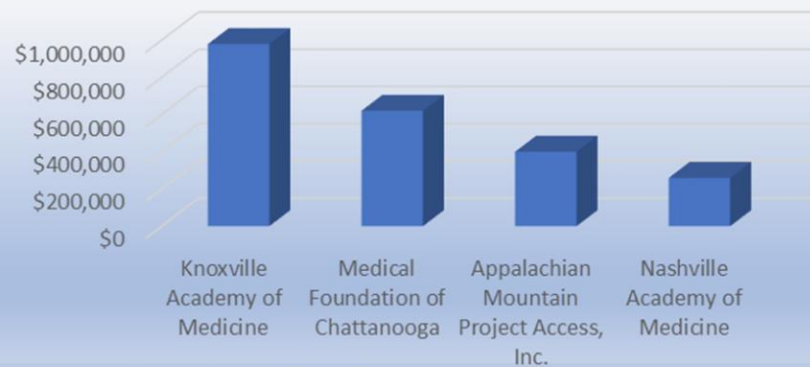
FQHC 21 Provider	Highest to Lowest FY21 Payments
Total	\$9,337,686
Christ Community Health Services	\$1,677,901
Cherokee Health Systems	\$1,444,644
United Neighborhood Health Services, Inc.	\$1,042,839
TDH-Upper Cumberland Primary Care Project	\$851,756
Matthew Walker Comprehensive Health Center	\$381,818
Memphis Health Center, Inc.	\$333,222
Rural Health Services Consortium, Inc.	\$325,128
ETSU/Johnson City Downton Clinic	\$307,929
Chatt Ham Co Erlanger Health System	\$289,791
Rutherford County Primary Care d/b/a Primary Care & Hope Clinic	\$240,901
Hardeman County Community Health Center	\$230,073
Rural Medical Services, Inc.	\$213,346
Mercy Community Health Care	\$199,993
Mountain Peoples Health Councils, Inc.	\$189,407
University Community Health Services, Inc.	\$187,697
Ocoee Regional Health Corporation	\$178,315
Hardin County Regional Health Lifespan Health	\$153,809
Perry County Medical Center d/b/a Three Rivers Community Health Group	\$127,416
Hamilton County Government	\$125,291
Maury Regional Medical Center d/b/a Lewis Health Center	\$124,764
CHOTA Community Health Services	\$123,331
Hope Family Health Services	\$111,768
Community Health of East TN	\$105,945
Morgan County Health Council, Inc.	\$88,507
TDH-Gibson County	\$62,959
Tri-State Community Health Center	\$62,573
Dayspring Family Health Center dba Dayspring Health Care	\$59,380
Citizens of Lake County for Health Care, Inc.	\$54,765
TDH-Stewart County Primary Care	\$42,417
CEMPA	\$7,096

## Project Access FY20 and FY21 Care Coordination Encounters and Payment by Quarter Tables

Project Access Provider FY20	Encounters -		Encounters - adjusted for payment	TOTAL FY20 Care Coordination	Q3FY20				Ave Per CC Encounter	
	Q1FY20 Encounters	Q2FY20 Encounters			Projected same as Q2	Q1FY20 Payments	Q2FY20 Payments	Payments - Projected		Q4FY20 Payments
Appalachian Mountain Project Access	4,965	6,496	6,496	28,837	\$63,861	\$84,408	\$84,408	\$167,047	\$399,724	\$13.86
Knoxville Academy of Medicine	18,542	19,082	19,082	72,600	\$238,492	\$247,949	\$247,949	\$244,030	\$978,420	\$13.48
Medical Foundation of Chattanooga	12,966	10,164	10,164	45,598	\$166,772	\$132,070	\$132,070	\$188,911	\$619,822	\$13.59
Nashville Academy of Medicine	4,004	4,325	4,325	18,883	\$51,500	\$56,198	\$56,198	\$95,637	\$259,534	\$13.74
<b>Total</b>	<b>40,477</b>	<b>40,067</b>	<b>40,067</b>	<b>165,918</b>	<b>\$520,625</b>	<b>\$520,625</b>	<b>\$520,625</b>	<b>\$695,625</b>	<b>\$2,257,500</b>	<b>\$13.61</b>

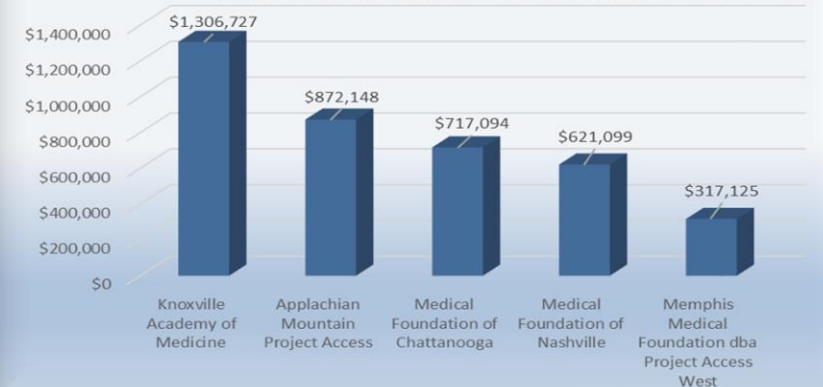
Project Access Provider FY21	Q1FY21	Q2FY21	Q3FY21	Q4FY21	Total FY21	Q1 Invoice	Q2 Invoice	Q3 Invoice	Q4 Invoice	FY21 Invoiced	Carryover
	Encounters	Encounters	Encounters	Encounters	CC						
Appalachian Mountain Project Access	6,268	7,503	10,903	18,152	42,826	\$135,453	\$202,967	\$246,177	\$287,552	\$872,148	\$292,564
Knoxville Academy of Medicine	10,464	9,833	10,603	10,836	41,736	\$255,287	\$395,869	\$322,481	\$333,090	\$1,306,727	\$484,925
Medical Foundation of Chattanooga	7,703	7,375	9,666	5,877	30,621	\$129,345	\$219,880	\$137,416	\$230,454	\$717,094	\$828,750
Medical Foundation of Nashville	3,991	4,247	4,923	5,998	19,159	\$91,582	\$170,825	\$149,211	\$209,481	\$621,099	\$176,130
Memphis Medical Foundation dba Project Access West	0	0	0	0	0	\$63,786	\$62,702	\$102,343	\$88,293	\$317,125	\$440,938
<b>Total</b>	<b>28,426</b>	<b>28,958</b>	<b>36,095</b>	<b>40,863</b>	<b>134,342</b>	<b>\$675,453</b>	<b>\$1,052,244</b>	<b>\$957,629</b>	<b>\$1,148,869</b>	<b>\$3,834,194</b>	<b>\$0</b>

Project Access Highest to Lowest FY20



FY21 payment not based on Care Coordination Encounters, however invoiced against individual budgets

Project Access Highest to Lowest Expenditure FY21



## Non-SN Eligible Patients Served in Community and Faith-based Programs FY21

22% Total  
NON-SN eligible  
served

